

Santa Ynez River Water Conservation District ID #1

Statement of Revenues Expenses

For the period ending May 31, 2026

	May 26	Apr 26	% Change	Jul '25 - May 26
Ordinary Income/Expense				
Income				
600000 · SERVICE & SALES REVENUE				
WATER SALES INCOME				
601000 · Water Sales - Agri.	110,904.61	93,021.85	19.22%	946,871.09
602000 · Water Sales - Domestic	462,781.82	456,408.98	1.4%	4,696,374.25
602100 · Water Sales - RRLmtd Ag.	235,805.65	226,665.56	4.03%	2,308,933.25
602200 · Water Sales - Cach Pk	1,414.80	2,070.00	-31.65%	17,163.00
604000 · Water Sales - Temp.	293.74	386.50	-24.0%	3,292.98
606000 · Water Sales - Solvang	4,595.81	6,964.81	-34.01%	157,200.11
608000 · Water Sales - On-Demand	1,176.93	1,372.63	-14.26%	15,037.13
611500 · Fire Service Fees	10,789.87	10,923.34	-1.22%	120,579.29
Total WATER SALES INCOME	827,763.23	797,813.67	3.75%	8,265,451.10
SERVICE INCOME				
611100 · New Service Fees	399.74	1,447.35	-72.38%	48,080.23
611200 · Activation/Reconnection Fees	675.00	2,925.00	-76.92%	10,725.00
612400 · Penalties	1,607.02	1,210.05	32.81%	14,910.49
Total SERVICE INCOME	2,681.76	5,582.40	-51.96%	73,715.72
Total 600000 · SERVICE & SALES REVENUE	830,444.99	803,396.07	3.37%	8,339,166.82
625000 · ASSESSMENTS, FEES & OTHER				
611600 · Capital Facilities Chrg.	0.00	0.00	0.0%	93,855.55
620006 · Reimbursed Field Labor	59.28	0.00	100.0%	1,192.12
624000 · Miscellaneous Revenue	1,420.00	1,426.00	-0.42%	15,771.25
625200 · Application Fees/Spc Services	1,500.00	1,075.00	39.54%	12,375.00
627000 · Tax Revenue - Secured	81.47	378,906.92	-99.98%	844,571.01
628000 · INTEREST INCOME				
629000 · Interest Income - LAIF	0.00	179,249.87	-100.0%	566,221.37
629100 · Interest Income -PIMMA	54,517.56	57,317.76	-4.89%	630,325.97
630000 · Interest Income - Cking	8.20	1.41	481.56%	24.16
630100 · Interest Income - SY Ind	0.00	0.00	0.0%	2.92
Total 628000 · INTEREST INCOME	54,525.76	236,569.04	-76.95%	1,196,574.42
890100 · SWP Pmt. from Solvang	0.00	0.00	0.0%	2,166,048.97
Total 625000 · ASSESSMENTS, FEES & OTHER	57,586.51	617,976.96	-90.68%	4,330,388.32
Total Income	888,031.50	1,421,373.03	-37.52%	12,669,555.14

Santa Ynez River Water Conservation District ID #1

Statement of Revenues Expenses

	May 26	Apr 26	% Change	Jul '25 - May 26
Cost of Goods Sold				
702000 · SOURCE OF SUPPLY EXPENSES				
703000 · Cach. Proj. USBR Water Purchase	30,976.65	30,976.65	0.0%	189,496.90
703200 · Cach.Proj.Environment.Fund	2,098.42	2,098.42	0.0%	20,950.66
704000 · State Water	682,576.60	25,360.28	2,591.52%	936,179.40
705000 · Ground Water Charges - SYRWCD	0.00	0.00	0.0%	20,822.53
705500 · Ground Water Charges - SGMA	2,919.71	2,919.71	0.0%	32,116.79
707000 · River Well Field Licenses	1,847.52	1,847.52	0.0%	22,039.05
860000 · Solvang-SWPmt	0.00	0.00	0.0%	2,166,048.97
Total 702000 · SOURCE OF SUPPLY EXPENSES	720,418.90	63,202.58	1,039.86%	3,387,654.30
710000 · INFRASTRUCTURE EXPENSES				
711000 · Maintenance - Wells	0.00	5,895.00	-100.0%	35,441.66
712000 · Maintenance - Mains	147.68	6,124.79	-97.59%	82,988.15
713000 · Maintenance - Reservoirs	0.00	833.72	-100.0%	11,483.91
714000 · Maintenance - Structures	0.00	21.08	-100.0%	1,416.00
Total 710000 · INFRASTRUCTURE EXPENSES	147.68	12,874.59	-98.85%	131,329.72
725000 · PUMPING EXPENSES				
726000 · Pumping Expense (Power)	47,062.23	86,048.74	-45.31%	834,652.10
730000 · Maintenance of Pump Structures	0.00	0.00	0.0%	33,224.27
Total 725000 · PUMPING EXPENSES	47,062.23	86,048.74	-45.31%	867,876.37
740000 · WATER TREATMENT EXPENSES				
744000 · Chemicals	0.00	8,807.51	-100.0%	51,306.64
748000 · Maint of Treatment Struct/Equip	280.00	0.00	100.0%	1,553.74
748100 · Wtr Treatment/Sampling Equip	0.00	0.00	0.0%	7,099.60
749000 · Water Analysis	818.58	960.00	-14.73%	14,690.62
Total 740000 · WATER TREATMENT EXPENSES	1,098.58	9,767.51	-88.75%	74,650.60
750000 · TRANSMISSION & DIST. EXPENSES				
799501 · Uniforms T&D	1,269.63	2,626.69	-51.66%	18,412.54
775401 · ACWA - Health Ins. (T&D)	23,358.47	25,182.97	-7.25%	227,871.94
775201 · ACWA - Delta Dental (T&D)	1,192.27	1,192.27	0.0%	10,715.54
775301 · ACWA - Vision (T&D)	120.47	120.47	0.0%	1,148.99
775501 · ACWA - Standard Life (T&D)	194.52	208.84	-6.86%	2,205.80
751000 · Field Service Labor	62,083.61	62,152.88	-0.11%	631,313.91
751100 · Labor / Vacation	1,776.56	1,754.10	1.28%	20,296.80
751200 · Labor / Sick Leave	2,328.23	1,631.62	42.69%	23,372.28
775000 · PERS - Retirement	7,415.85	7,377.17	0.52%	208,637.00
752000 · Materials/Supplies				
752100 · Safety Equipment	327.00	1,478.04	-77.88%	4,091.48
752000 · Materials/Supplies - Other	828.74	1,568.01	-47.15%	9,589.53
Total 752000 · Materials/Supplies	1,155.74	3,046.05	-62.06%	13,681.01
753000 · SCADA Maintenance	0.00	1,230.00	-100.0%	31,081.05
754000 · Small Tools	376.41	0.00	100.0%	4,143.34
754100 · Small Tools - Repairs	0.00	94.46	-100.0%	723.72

Santa Ynez River Water Conservation District ID #1

Statement of Revenues Expenses

	May 26	Apr 26	% Change	Jul '25 - May 26
755000 · Transportation (Fuel & Maint.)	4,323.40	7,183.74	-39.82%	49,766.05
756000 · Meter Services (New)	504.21	164.37	206.75%	13,732.79
756100 · Meter Services - Repair	933.93	192.51	385.13%	9,539.51
757000 · Road Contracts	0.00	2,566.07	-100.0%	2,630.07
758100 · Meter Reading (Neptune)	829.14	829.14	0.0%	11,659.32
760000 · Fire Hydrants Maintenance	2,086.73	514.66	305.46%	2,985.62
761000 · Backflow Device Testing	75.00	0.00	100.0%	75.00
762000 · Backhoe/Generator Maintenance	0.00	0.00	0.0%	7,100.43
Tot: Total 750000 · TRANSMISSION & DIST. EXPENSES	110,024.17	118,068.01	-6.81%	1,291,092.71
Total COGS	878,751.56	289,961.43	203.06%	5,752,603.70
Gross Profit	9,279.94	1,131,411.60	-99.18%	6,916,951.44
Expense				
770000 · GENERAL & ADMIN EXPENSES				
774000 Workers Comp. - Ins.	0.00	0.00	0.0%	19,606.64
6560 · Payroll Expenses	0.00	3,959.00	-100.0%	3,959.00
775000 · PERS - Retirement	11,302.63	11,228.17	0.66%	224,022.04
775200 · ACWA - Dental (Admin)	1,459.17	1,162.25	25.55%	13,024.18
775300 · ACWA - Vision (Admin)	240.94	137.00	75.87%	1,865.69
775400 · ACWA - Medical Insurance(Admin)	24,669.08	25,709.37	-4.05%	274,203.15
775500 · ACWA Standard Life (Admin)	179.35	251.22	-28.61%	2,588.29
777000 · Salaries - Admin & Mgmnt Staff	95,162.32	96,825.06	-1.72%	1,050,179.52
777100 · Salaries / Vacation	548.88	6,640.32	-91.73%	52,924.96
777200 · Salaries / Sick Leave	1,098.36	474.47	131.49%	26,949.19
777300 · Admin - Sick Hr.Rate	0.00	0.00	0.0%	567.90
777400 · Admin - Vac. Hr.Rate	372.79	377.80	-1.33%	1,137.62
778000 · Education, Training & Conf.	210.05	431.03	-51.27%	14,053.09
779000 · Dues,Subscrip,Certif.	3,543.14	2,760.58	28.35%	34,602.12
780000 · Office Building Maintenance	301.01	526.01	-42.78%	6,511.02
799525 · Gardening Service	240.00	240.00	0.0%	2,580.00
781000 · Office Supplies	1,086.50	3,244.61	-66.51%	13,260.73
781100 · Computer Supply/Training/Softwr	459.80	575.63	-20.12%	5,604.61
782000 · Postage & Printing	4,633.97	5,782.61	-19.86%	52,881.05
783000 · Utilities	1,436.06	1,767.16	-18.74%	20,554.96
784000 · Telephone	1,448.28	1,463.16	-1.02%	15,986.20
785000 · Special Services	1,725.53	2,135.92	-19.21%	16,990.22
785100 · Government Fees	76.50	1,167.12	-93.45%	20,656.62
786000 · ACWA Liability & Property Ins.	11,940.07	11,940.07	0.0%	133,907.21
787000 · Payroll Taxes	12,589.67	13,208.21	-4.68%	129,566.44
788000 · Audit & Accounting	4,435.46	4,171.68	6.32%	36,558.24
789000 · Legal - Expenses Gen.	4,914.00	1,333.00	268.64%	23,020.89
790000 · Gen/Prfsnl Consultant Expenses	0.00	0.00	0.0%	286.50
791000 · Planning & Research	2,803.77	2,696.66	3.97%	31,903.56
792000 · Bad Debts	0.00	0.00	0.0%	6.45

Santa Ynez River Water Conservation District ID #1

Statement of Revenues Expenses

	May 26	Apr 26	% Change	Jul '25 - May 26
793000 · Office Equip. Service Contracts	5,311.91	5,465.91	-2.82%	60,920.88
797000 · Trustee Fees	1,279.41	2,879.41	-55.57%	31,258.51
799000 · Processing Fees, Misc Expenses	4,064.90	3,385.80	20.06%	44,719.39
799500 · Uniform Service	0.00	0.00	0.0%	0.00
799600 · Customer Refunds	-75.00	75.00	-200.0%	0.00
Total 770000 · GENERAL & ADMIN EXPENSES	197,458.55	212,014.23	-6.87%	2,366,856.87
717000 · DEBT SERVICE				
717000 · Bradbury Dam SOD	2,247.99	2,247.99	0.0%	22,479.90
Other Expense				
825001 · FISHERIES PROGRAM				
825800 · BiOp Implementation	15,000.00	0.00	100.0%	60,000.00
825401 · BiOp Studies/Consult- Stet/Han	0.00	9,332.50	-100.0%	16,766.50
800201 · Biop Recon/ESA (BBK)	0.00	2,268.00	-100.0%	22,126.05
826101 · SWRCB Order/Studies (Stet/Han)	0.00	7,900.00	-100.0%	15,040.38
826201 · SWRCB Order/Studies (BBK)	0.00	0.00	0.0%	12,393.00
825I Total 825001 · FISHERIES PROGRAM	15,000.00	19,500.50	-23.08%	126,325.93
825500 · Hydrology SYR;RiverWare-Stetson	0.00	0.00	0.0%	0.00
825601 · Integrated Regional Water Man.	0.00	0.00	0.0%	188.54
825600 · Water Conserv Program/RWEP - Other	0.00	0.00	0.0%	4,493.79
Total 825000 · STUDIES SPECIAL PROGRAMS	0.00	0.00	0.0%	4,682.33
Total STUDIES/PROGRAMS	15,000.00	19,500.50	-23.08%	131,008.26
800000 · LEGAL/ENGINEERING				
800202 · Interagency Involvement	0.00	0.00	0.0%	511.00
800205 · SWP Water Management Case	0.00	0.00	0.0%	34,503.72
800500 · Unanticipated Spc Legal Expense	3,139.50	887.00	253.95%	17,944.22
800301 · Downstream Wtr Rght	0.00	0.00	0.0%	0.00
800300 · Easements & Surveys - Other	0.00	0.00	0.0%	0.00
800102 · Sustainable Grndwtr Mgmt Act	1,012.50	526.50	92.31%	17,010.00
Total 800000 · LEGAL/ENGINEERING	4,152.00	1,413.50	193.74%	69,968.94
826000 · CR6 Imp. Plan & Misc Trtment Pr	243.00	0.00	100.0%	3,730.80
825700 · Other - Water Rate Study	0.00	0.00	0.0%	0.00
850500 · USBR Cach Proj Contract/Cap Prg	0.00	0.00	0.0%	0.00
800203 · River Water Righ Proceedings	43.00	0.00	100.0%	430.00
800204 · River Wtr Rgt Proced (Stet/Han)	0.00	0.00	0.0%	0.00
825900 · Water System Study Updt (Stet)	0.00	0.00	0.0%	0.00
Total Non Annual	286.00	0.00	100.0%	4,160.80
Total Other Expenses	21,685.99	23,161.99	-6.37%	227,617.90

Santa Ynez River Water Conservation District ID #1

Statement of Revenues Expenses

	May 26	Apr 26	% Change	Jul '25 - May 26
900000 · CAPITAL IMPROVEMENT PROJECTS				
900370 · Plant Expansion				
900332 · District Building	0.00	0.00	0.0%	0.00
900372 · Office Furn., Computers & Equip	100.00	5,762.19	-98.27%	13,972.03
900318 · Meter Replace/Utility Billing	0.00	0.00	0.0%	3,259.50
900371 · Office Building/Shop Improvemen	0.00	0.00	0.0%	0.00
900376 · Communications/Telemetry-SCADA	0.00	0.00	0.0%	0.00
900378 · Mjr. Tools, Shop & Garage Equip	6,726.49	617.40	989.49%	8,653.51
900350 · Uplands Wells	0.00	0.00	0.0%	4,500.00
Total 900370 · PLANT EXPANSION	6,826.49	6,379.59	7.01%	30,385.04
900100 · REPAIR & REPLACE				
900200 · PUMP & MOTOR REPLACEMENT	0.00	6,061.63	-100.0%	6,061.63
900106 · Rehab/Rplc - Trans. Mains/Lats	22,629.68	19,931.10	13.54%	43,762.10
900170 · Well Field-6.0 CFS	0.00	0.00	0.0%	0.00
900335 · SWP Pump Station/Pipeline	2,249.20	22,000.00	-89.78%	24,249.20
900171 · 4.CFS WII Field	0.00	0.00	0.0%	0.00
900196 · Alamo Pintado BPS	0.00	0.00	0.0%	0.00
900197 · Refugio 3-BPS-Repairs	0.00	0.00	0.0%	221,250.19
900198 · Meadowlark BPS	0.00	27,498.69	-100.0%	66,522.13
900102 · Zone 1, 2, 3 Reserviors	10,432.00	0.00	100.0%	15,402.08
Total Total 900100 · REPAIR & REPLACE	35,310.88	75,491.42	-53.23%	377,247.33
Total EXPENSES	42,137.37	81,871.01	-48.53%	407,632.37
	1,140,033.47	607,008.66	87.81%	8,754,710.84
Net Income/(Loss)	\$ (252,001.97)	\$ 814,364.37	-130.95%	\$ 3,914,844.30

TOTAL REVENUES	\$ 888,031.50	\$ 1,421,373.03	37.52%	\$ 12,669,555.14
TOTAL O&M EXPENSES	\$878,751.56	\$289,961.43	-203.06%	\$5,752,603.70
TOTAL G&A EXPENSES	\$197,458.55	\$212,014.23	6.87%	\$2,366,856.87
TOTAL OTHER EXPENSES & CIP	\$63,823.36	\$105,033.00	39.23%	\$635,250.27
NET BALANCE	\$ (252,001.97)	\$ 814,364.37	130.94%	\$ 3,914,844.30

Santa Ynez River Water Conservation District ID #1

Budget to Actual

For the period ending May 31, 2026

	Jul '25 - May 26	Budget	\$ Over Budget	% of Budget
Ordinary Income/Expense				
Income				
600000 · SERVICE & SALES REVENUE				
WATER SALES INCOME				
601000 · Water Sales - Agri.	946,871.09	1,352,413.00	-405,541.91	70.01%
602000 · Water Sales - Domestic	4,696,374.25	4,809,941.00	-113,566.75	97.64%
602100 · Water Sales - RRLmtd Ag.	2,308,933.25	2,486,242.00	-177,308.75	92.87%
602200 · Water Sales - Cach Pk	17,163.00	19,575.00	-2,412.00	87.68%
606000 · Water Sales - Solvang	157,200.11	77,553.00	79,647.11	202.7%
608000 · Water Sales - On-Demand	15,037.13	27,442.00	-12,404.87	54.8%
611500 · Fire Service Fees	120,579.29	135,539.00	-14,959.71	88.96%
604000 · Water Sales - Temp.	3,292.98	20,175.00	-16,882.02	16.32%
Total WATER SALES INCOME	8,265,451.10	8,928,880.00	-663,428.90	92.57%
SERVICE INCOME				
611100 · New Service Fees	48,080.23	60,000.00	-11,919.77	80.13%
611200 · Activation/Reconnection Fees	10,725.00	15,000.00	-4,275.00	71.5%
611900 · New Fire Services	0.00	6,000.00	-6,000.00	0.0%
612400 · Penalties	14,910.49	15,000.00	-89.51	99.4%
Total SERVICE INCOME	73,715.72	96,000.00	-22,284.28	76.79%
Total 600000 · SERVICE & SALES REVENUE	8,339,166.82	9,024,880.00	-685,713.18	92.4%
625000 · ASSESSMENTS, FEES & OTHER				
627000 · Tax Revenue - Secured	844,571.01	875,000.00	-30,428.99	96.52%
611600 · Capital Facilities Chrg.	93,855.55	75,000.00	18,855.55	125.14%
620006 · Reimbursed Field Labor	1,192.12	5,000.00	-3,807.88	23.84%
620008 · Reimbursed Admin Labor	0.00	500.00	-500.00	0.0%
624000 · Miscellaneous Revenue	15,771.25	37,000.00	-21,228.75	42.63%
625200 · Application Fees/Spc Services	12,375.00	13,000.00	-625.00	95.19%
628000 · INTEREST INCOME	0.00			
629000 · Interest Income - LAIF	566,221.37	1,162,500.00	-596,278.63	48.71%
629100 · Interest Income -PIMMA	630,325.97	0.00	100.0%	100.0%
630000 · Interest Income - Cking	24.16	0.00	100.0%	100.0%
630100 · Interest Income - SY Ind	2.92	0.00	100.0%	100.0%
Total 628000 · INTEREST INCOME	1,196,574.42	1,162,500.00	34,074.42	102.93%
634100 · Insurance Claims	0.00	2,000.00	-2,000.00	0.0%
890100 · SWP Pmt. from Solvang	2,166,048.97	2,397,369.00	-231,320.03	90.35%
Total 625000 · ASSESSMENTS, FEES & OTHER	4,330,388.32	4,567,369.00	-236,980.68	94.81%
Total Income	12,669,555.14	13,592,249.00	-922,693.86	93.21%

**Santa Ynez River Water Conservation District ID #1
Budget to Actual**

	Jul '25 - May 26	Budget	\$ Over Budget	% of Budget
Cost of Goods Sold				
702000 · SOURCE OF SUPPLY EXPENSES				
705500 · Ground Water Charges - SGMA	32,116.79	50,000.00	-17,883.21	64.23%
703000 · Cach. Proj. USBR Water Purchase	189,496.90	235,200.00	-45,703.10	80.57%
703200 · Cach.Proj.Environment.Fund	20,950.66	25,181.00	-4,230.34	83.2%
704000 · State Water	936,179.40	1,079,117.00	-142,937.60	86.75%
705000 · Ground Water Charges - SYRWCD	20,822.53	40,000.00	-19,177.47	52.06%
706000 · Cloudseeding Program	0.00	12,500.00	-12,500.00	0.0%
707000 · River Well Field Licenses	22,039.05	27,000.00	-4,960.95	81.63%
860000 · Solvang-SWPmt	2,166,048.97	2,397,369.00	-231,320.03	90.35%
Total 702000 · SOURCE OF SUPPLY EXPENSES	3,387,654.30	3,866,367.00	-478,712.70	87.62%
710000 · INFRASTRUCTURE EXPENSES				
711000 · Maintenance - Wells	35,441.66	50,000.00	-14,558.34	70.88%
712000 · Maintenance - Mains	82,988.15	85,000.00	-2,011.85	97.63%
713000 · Maintenance - Reservoirs	11,483.91	15,000.00	-3,516.09	76.56%
714000 · Maintenance - Structures	1,416.00	5,000.00	-3,584.00	28.32%
Total 710000 · INFRASTRUCTURE EXPENSES	131,329.72	155,000.00	-23,670.28	84.73%
725000 · PUMPING EXPENSES				
726000 · Pumping Expense (Power)	834,652.10	750,000.00	84,652.10	111.29%
730000 · Maintenance of Pump Structures	33,224.27	20,000.00	13,224.27	166.12%
Total 725000 · PUMPING EXPENSES	867,876.37	770,000.00	97,876.37	112.71%
740000 · WATER TREATMENT EXPENSES				
744000 · Chemicals	51,306.64	85,000.00	-33,693.36	60.36%
748000 · Maint of Treatment Struct/Equip	1,553.74	3,000.00	-1,446.26	51.79%
748100 · Wtr Treatment/Sampling Equip	7,099.60	5,000.00	2,099.60	141.99%
749000 · Water Analysis	14,690.62	15,000.00	-309.38	97.94%
751000 · Field Service Labor	674,982.99	806,426.00	-175,112.09	78.29%
751100 · Labor / Vacation				
751200 · Labor / Sick Leave				
775000 · PERS - Retirement	208,637.00	228,158.00	-19,521.00	91.44%
799501 · Uniforms T&D	18,412.54	22,000.00	-3,587.46	83.69%
775401 · ACWA - Health Ins. (T&D)	227,871.94	280,930.00	-53,058.06	81.11%
775201 · ACWA - Delta Dental (T&D)	10,715.54	15,053.00	-4,337.46	71.19%
775301 · ACWA - Vision (T&D)	1,148.99	1,735.00	-586.01	66.22%
775501 · ACWA - Standard Life (T&D)	2,205.80	2,553.00	-347.20	86.4%
752000 · Materials/Supplies				
752100 · Safety Equipment	4,091.48	9,000.00	-4,908.52	45.46%
752000 · Materials/Supplies - Other	9,589.53	10,000.00	-410.47	95.9%
Total 752000 · Materials/Supplies	13,681.01	19,000.00	-5,318.99	72.01%

**Santa Ynez River Water Conservation District ID #1
Budget to Actual**

	Jul '25 - May 26	Budget	\$ Over Budget	% of Budget
753000 · SCADA Maintenance	31,081.05	20,000.00	11,081.05	155.41%
754000 · Small Tools	4,143.34	5,000.00	-856.66	82.87%
754100 · Small Tools - Repairs	723.72	2,000.00	-1,276.28	36.19%
755000 · Transportation (Fuel & Maint.)	49,766.05	70,000.00	-20,233.95	71.09%
756000 · Meter Services (New)	13,732.79	15,000.00	-1,267.21	91.55%
756100 · Meter Services - Repair	9,539.51	12,000.00	-2,460.49	79.5%
757000 · Road Contracts	2,630.07	2,800.00	-169.93	93.93%
758100 · Meter Reading (Neptune)	11,659.32	10,000.00	1,659.32	116.59%
759000 · Maintenance - Structures & Impv	0.00	2,500.00	-2,500.00	0.0%
760000 · Fire Hydrants Maintenance	2,985.62	2,000.00	985.62	149.28%
761000 · Backflow Device Testing	75.00	125.00	-50.00	60.0%
762000 · Backhoe/Generator Maintenance	7,100.43	15,000.00	-7,899.57	47.34%
Total 750000 · TRANSMISSION & DIST. EXPENSES	1,291,092.71	1,532,280.00	-241,187.29	84.26%
Total COGS	5,752,603.70	6,431,647.00	-679,043.30	89.44%
Gross Profit	6,916,951.44	7,160,602.00	-243,650.56	96.6%
Expense				
770000 · GENERAL & ADMIN EXPENSES				
774000 Workers Comp. - Ins.	19,606.64	29,595.00	-9,988.36	66.25%
6560 · Payroll Expenses	3,959.00	4,000.00	-41.00	98.98%
775000 · PERS - Retirement	224,022.04	268,683.00	-44,660.96	83.38%
775200 · ACWA - Dental (Admin)	13,024.18	16,008.00	-2,983.82	81.36%
775300 · ACWA - Vision (Admin)	1,865.69	2,117.00	-251.31	88.13%
775400 · ACWA - Medical Insurance(Admin)	274,203.15	324,123.00	-49,919.85	84.6%
775500 · ACWA Standard Life (Admin)	2,588.29	2,999.00	-410.71	86.31%
777000 · Salaries - Admin & Mgmt Staff	1,131,759.19	1,409,839.00	-278,079.81	80.28%
778000 · Education, Training & Conf.	14,053.09	20,000.00	-5,946.91	70.27%
779000 · Dues,Subscrip,Certif.	34,602.12	39,200.00	-4,597.88	88.27%
780000 · Office Building Maintenance	6,511.02	8,000.00	-1,488.98	81.39%
799525 · Gardening Service	2,580.00	3,000.00	-420.00	86.0%
781000 · Office Supplies	13,260.73	15,500.00	-2,239.27	85.55%
781100 · Computer Supply/Training/Softwr	5,604.61	6,000.00	-395.39	93.41%
782000 · Postage & Printing	52,881.05	57,000.00	-4,118.95	92.77%
783000 · Utilities	20,554.96	21,000.00	-445.04	97.88%
784000 · Telephone	15,986.20	20,000.00	-4,013.80	79.93%
785000 · Special Services	16,990.22	21,000.00	-4,009.78	80.91%
785100 · Government Fees	20,656.62	19,000.00	1,656.62	108.72%
786000 · ACWA Liability & Property Ins.	133,907.21	168,879.00	-34,971.79	79.29%
787000 · Payroll Taxes	129,566.44	169,544.00	-39,977.56	76.42%
788000 · Audit & Accounting	36,558.24	40,000.00	-3,441.76	91.4%
789000 · Legal - Expenses Gen.	23,020.89	60,000.00	-36,979.11	38.37%
790000 · Gen/Prfsnl Consultant Expenses	286.50	20,000.00	-19,713.50	1.43%
791000 · Planning & Research	31,903.56	55,000.00	-24,274.65	55.86%

Santa Ynez River Water Conservation District ID #1
Budget to Actual

	Jul '25 - May 26	Budget	\$ Over Budget	% of Budget
792000 · Bad Debts	6.45	1,700.00	-1,693.55	0.38%
793000 · Office Equip. Service Contracts	60,920.88	67,350.00	-6,429.12	90.45%
797000 · Trustee Fees	31,258.51	29,000.00	2,258.51	107.79%
799000 · Processing Fees, Misc Expenses	44,719.39	45,000.00	-280.61	99.38%
799600 · Customer Refunds	0.00	1,500.00	-1,500.00	0.0%
Total 770000 · GENERAL & ADMIN EXPENSES	2,366,856.87	2,945,037.00	-578,180.13	80.37%
717000 · DEBT SERVICE				
717000 · Bradbury Dam SOD	22,479.90	26,976.00	-4,496.10	83.33%
Other Expense				
825001 · FISHERIES PROGRAM				
825800 · BiOp Implementation	60,000.00	60,000.00	0.00	100.0%
825401 · BiOp Studies/Consult- Stet/Han	16,766.50	50,000.00	-33,233.50	33.53%
800201 · Biop Recon/ESA (BBK)	22,126.05	40,000.00	-17,873.95	55.32%
826101 · SWRCB Order/Studies (Stet/Han)	15,040.38	10,000.00	5,040.38	150.4%
826201 · SWRCB Order/Studies (BBK)	12,393.00	7,500.00	4,893.00	165.24%
Total 825001 · FISHERIES PROGRAM	126,325.93	167,500.00	-41,174.07	75.42%
825000 · SPECIAL PROGRAMS				
825500 · Hydrology SYR;RiverWare-Stetson	0.00	1,500.00	-1,500.00	0.0%
825601 · Integrated Regional Water Man.	188.54	750.00	-561.46	25.14%
825600 · Water Conserv Program/RWEP - Other	4,493.79	5,000.00	-506.21	89.88%
Total 825600 · SPECIAL PROGRAMS	4,682.33	7,250.00	-2,567.67	64.58%
Total STUDIES/PROGRAMS	131,008.26	174,750.00	-43,741.74	74.97%
800000 · LEGAL/ENGINEERING				
800202 · Interagency Involvement	511.00	5,000.00	-4,489.00	10.22%
800205 · SWP Water Management Case	34,503.72	110,000.00	-75,496.28	31.37%
800500 · Unanticipated Spc Legal Expense	17,944.22	100,000.00	-82,055.78	17.94%
800301 · Downstream Wtr Rght	0.00	25,000.00	-25,000.00	0.0%
800300 · Easements & Surveys - Other	0.00	65,000.00	-65,000.00	0.0%
800102 · Sustainable Grndwtr Mgmt Act	17,010.00	25,000.00	-7,990.00	68.04%
Total 800000 · LEGAL/ENGINEERING	69,968.94	330,000.00	-260,031.06	21.2%
826000 · CR6 Imp. Plan & Misc Trtment Pr	3,730.80	300,000.00	-296,269.20	1.24%
825700 · Other - Water Rate Study	0.00	75,000.00	-75,000.00	0.0%
850500 · USBR Cach Proj Contract/Cap Prg	0.00	5,000.00	-5,000.00	0.0%
800203 · River Water Righ Proceedings	430.00	25,000.00	-24,570.00	1.72%
800204 · River Wtr Rgt Proced (Stet/Han)	0.00	10,000.00	-10,000.00	0.0%
825900 · Water System Study Updtd (Stet)	0.00	50,000.00	-50,000.00	0.0%
Total Non Annual	4,160.80	465,000.00	-460,839.20	0.9%

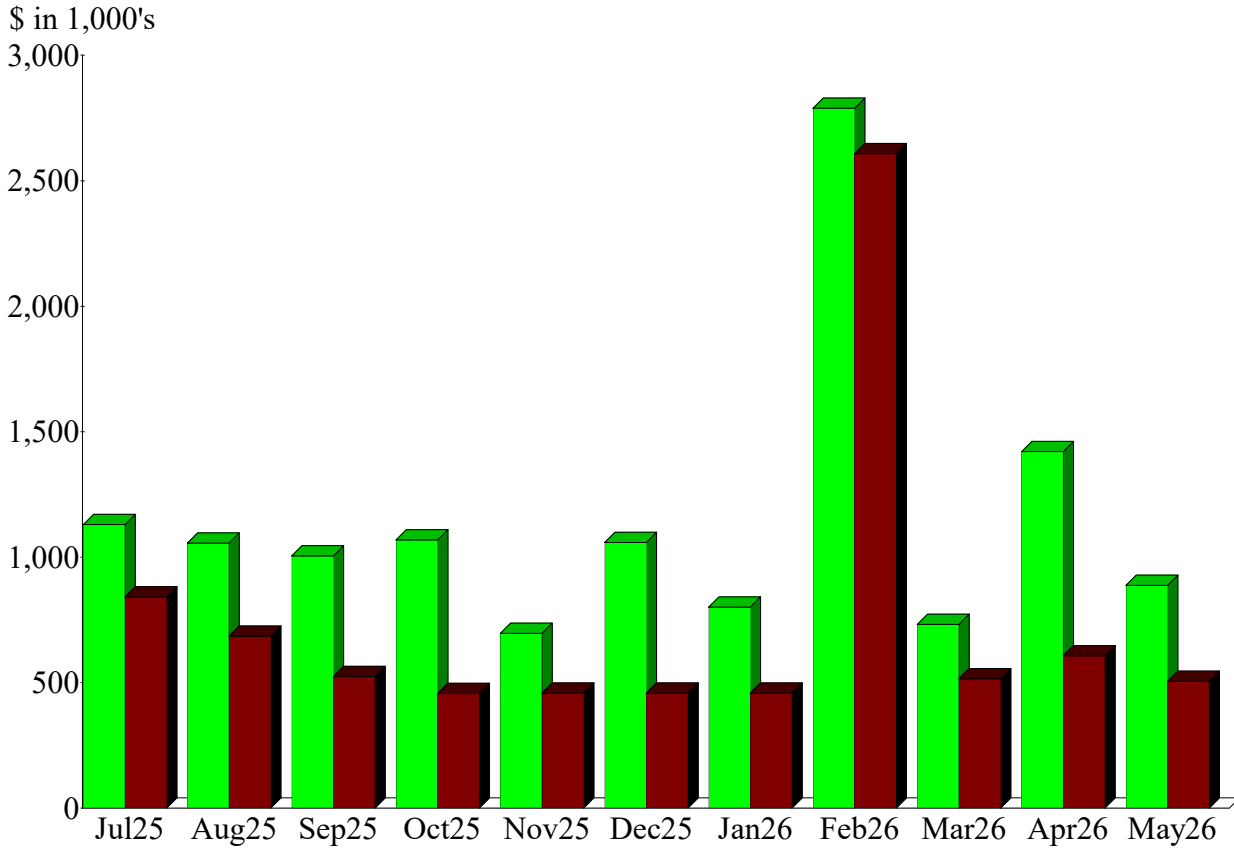
**Santa Ynez River Water Conservation District ID #1
Budget to Actual**

	Jul '25 - May 26	Budget	\$ Over Budget	% of Budget
Total Other Expenses	227,617.90	996,726.00	-769,108.10	22.84%
900000 · CAPITAL IMPROVEMENT PROJECTS				
900370 · Plant Expansion				
900332 · District Building	0.00	50,000.00	-50,000.00	0.0%
900372 · Office Furn., Computers & Equip	13,972.03	20,000.00	-6,027.97	69.86%
900318 · Meter Replace/Utility Billing	3,259.50	5,000.00	-1,740.50	65.19%
900371 · Office Building/Shop Improvemen	0.00	90,000.00	-90,000.00	0.0%
900376 · Communications/Telemetry-SCADA	0.00	165,000.00	-165,000.00	0.0%
900378 · Mjr. Tools, Shop & Garage Equip	8,653.51	10,000.00	-1,346.49	86.54%
900350 · Uplands Wells	4,500.00	15,000.00	-10,500.00	30.0%
Total 900370 · PLANT EXPANSION	30,385.04	355,000.00	-324,614.96	8.56%
900100 · REPAIR & REPLACE				
900200 · PUMP & MOTOR REPLACEMENT	6,061.63	175,000.00	-168,938.37	3.46%
900106 · Rehab/Rplc - Trans. Mains/Lats	43,762.10	115,000.00	-71,237.90	38.05%
900335 · SWP Pump Station/Pipeline	24,249.20	22,000.00	2,249.20	110.22%
900379 · Infrastructure Security	0.00	50,000.00	-50,000.00	0.0%
900196 · Alamo Pintado BPS	0.00	0.00	0.00	0.0%
900197 · Refugio 3-BPS-Repairs	221,250.19	195,000.00	26,250.19	113.46%
900198 · Meadowlark BPS	66,522.13	167,000.00	-100,477.87	39.83%
900102 · Zone 1, 2, 3 Reserviors	15,402.08	40,000.00	-24,597.92	38.51%
Total 900100 · REPAIR & REPLACE	377,247.33	764,000.00	-386,752.67	49.38%
Total CAPITAL IMPOROVEMENT PROJECTS	407,632.37	1,119,000.00	-711,367.63	36.43%
Total EXPENSES	8,750,277.77	11,492,410.00	-2,742,132.23	76.14%
Net Income	3,919,277.37	2,099,839.00	1,819,438.37	186.65%

BUDGET BALANCE SUMMARY				
TOTAL REVENUES	\$ 12,669,555.14	\$ 13,592,249.00	(922,693.86)	93.21%
TOTAL O&M EXPENDITURES	\$ 5,752,603.70	\$ 6,431,647.00	(679,043.30)	89.44%
TOTALG&A EXPENDITURES	\$ 2,366,856.87	\$ 2,945,037.00	(578,180.13)	80.37%
TOTAL OTHER EXPENSES AND CIP	\$ 635,250.27	\$ 2,115,726.00	(1,480,475.73)	30.03%
NET BALANCE	\$ 3,914,844.30	\$ 2,099,839.00	1,815,005.30	186.44%

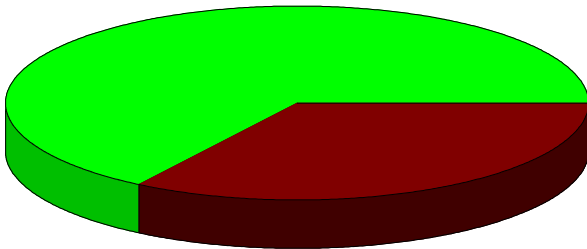
Income and Expense by Month
July 2025 through May 2026

Income
Expense



Income Summary
July 2025 through May 2026

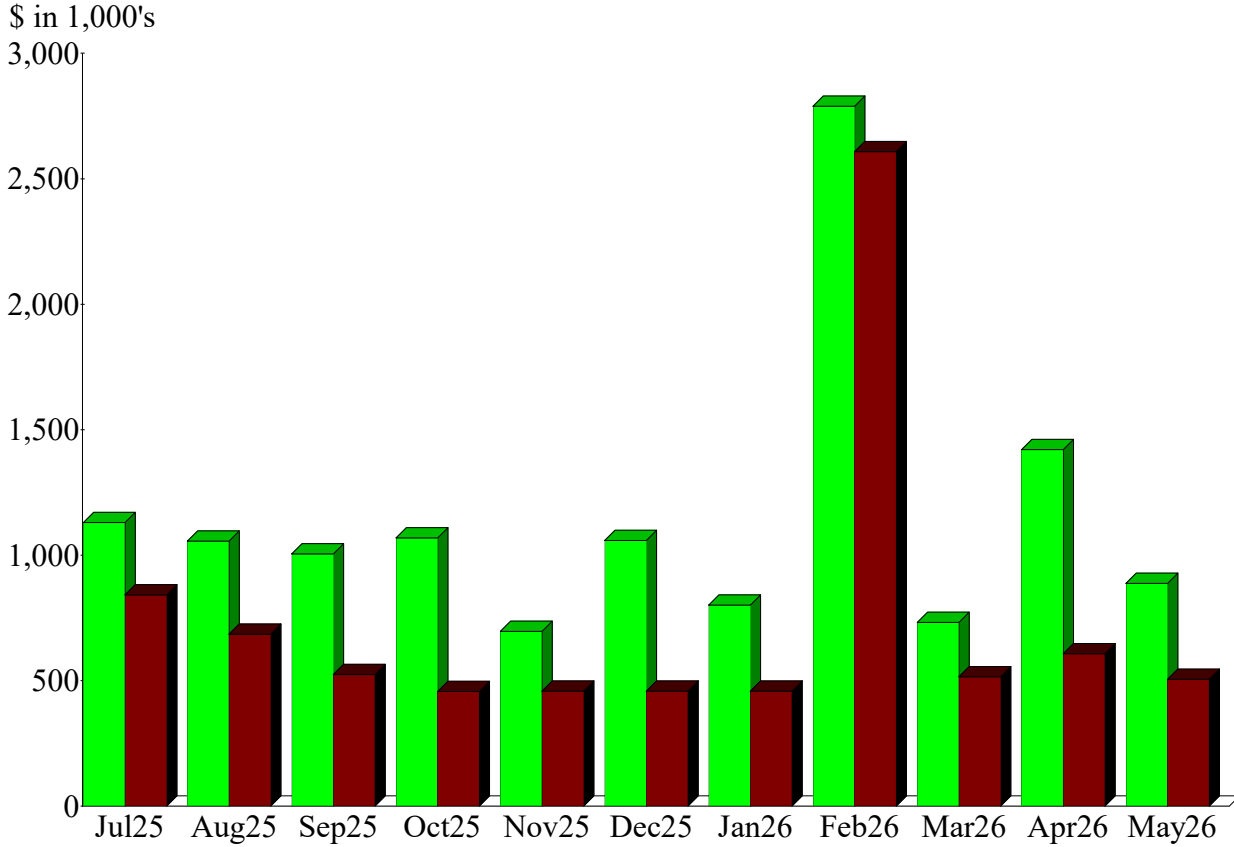
600000 · SERVICE & SALES REVENUE	65.93%
625000 · ASSESSMENTS, FEES & OTHER	34.07%
Total	\$12,648,332.39



By Account

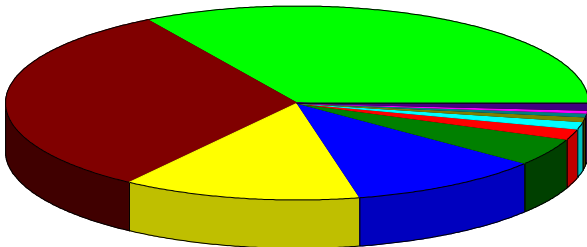
Income and Expense by Month
July 2025 through May 2026

Income
Expense



Expense Summary
July 2025 through May 2026

702000 · SOURCE OF SUPPLY EXPENSES	33.63%
770000 · GENERAL & ADMIN EXPENSES	31.72
750000 · TRANSMISSION & DIST. EXPENSES	13.33
725000 · PUMPING EXPENSES	10.96
900100 · Constr in Progress CY	4.70
710000 · INFRASTRUCTURE EXPENSES	1.89
800000 · LEGAL/ENGINEERING	1.29
740000 · WATER TREATMENT EXPENSES	0.92
825001 · FISHERIES PROGRAM	0.74
825000 · STUDIES SPECIAL PROGRAMS	0.50
900370 · Capital Improvement Prog - CY	0.32
Total	\$8,119,750.92



By Account