

Santa Ynez River Water Conservation District ID #1
Statement of Revenues & Expenses
January 2025

	Jan 25	Dec 24	% Change	Jul '24 - Jan 25
Ordinary Income/Expense				
Income				
600000 · SERVICE & SALES REVENUE				
WATER SALES INCOME				
601000 · Water Sales - Agri.	70,734.29	53,154.26	33.07%	764,748.66
602000 · Water Sales - Domestic	394,964.47	364,225.44	8.44%	3,365,046.43
602100 · Water Sales - RRLmtd Ag.	192,126.29	172,539.60	11.35%	1,657,978.17
602200 · Water Sales - Cach Pk	1,071.00	1,042.20	2.76%	10,843.20
604000 · Water Sales - Temp.	1,406.86	1,159.50	21.33%	41,123.60
606000 · Water Sales - Solvang	6,202.61	4,770.91	30.01%	41,214.07
608000 · Water Sales - On-Demand	1,166.63	1,166.63	0.0%	8,176.71
611500 · Fire Service Fees	15,722.72	10,744.60	46.33%	80,672.94
Total WATER SALES INCOME	683,394.87	608,803.14	12.25%	5,969,803.78
SERVICE INCOME				
611100 · New Service Fees	6,048.36	0.00	100.0%	65,191.66
611200 · Activation/Reconnection Fees	600.00	900.00	-33.33%	6,900.00
612400 · Penalties	2,001.11	1,198.84	66.92%	9,350.89
Total SERVICE INCOME	8,649.47	2,098.84	312.11%	81,442.55
Total 600000 · SERVICE & SALES REVENUE	692,044.34	610,901.98	13.28%	6,051,246.33
625000 · ASSESSMENTS, FEES & OTHER				
611600 · Capital Facilities Chrg.	4,765.66	0.00	100.0%	53,863.06
624000 · Miscellaneous Revenue	7,646.72	3,142.25	143.35%	19,060.51
625200 · Application Fees/Spc Services	500.00	1,000.00	-50.0%	6,250.00
627000 · Tax Revenue - Secured	0.00	470,933.48	-100.0%	482,345.07
628000 · INTEREST INCOME				
629000 · Interest Income - LAIF	201,391.36	0.00	100.0%	404,335.63
629100 · Interest Income -PIMMA	57,968.40	58,237.20	-0.46%	371,612.42
630000 · Interest Income - Cking	1.61	3.06	-47.39%	15.75
	259,361.37	58,240.26	345.33%	775,963.80
890100 · SWP Pmt. from Solvang	0.00	37,917.07	-100.0%	2,190,607.55
Total 625000 · ASSESSMENTS, FEES & OTHER	272,273.75	571,233.06	-52.34%	3,528,089.99
Total Income	964,318.09	1,182,135.04	-18.43%	9,579,336.32

Santa Ynez River Water Conservation District ID #1
Statement of Revenues & Expenses

January 2025

	Jan 25	Dec 24	% Change	Jul '24 - Jan 25
Cost of Goods Sold				
702000 · SOURCE OF SUPPLY EXPENSES				
703000 · Cach. Proj. USBR Water Purchase	8,158.09	13,178.09	-38.09%	121,573.96
703200 · Cach.Proj.Environment.Fund	0.00	0.00	0.0%	4,163.34
704000 · State Water	35,189.87	115,394.19	-69.51%	330,911.61
705000 · Ground Water Charges	0.00	12,970.00	-100.0%	12,970.00
707000 · River Well Field Licenses	3,695.03	0.00	100.0%	5,411.36
860000 · Solvang-SWPmt	0.00	37,917.07	-100.0%	2,190,607.55
Total 702000 · SOURCE OF SUPPLY EXPENSES	47,042.99	179,459.35	-73.79%	2,665,637.82
710000 · INFRASTRUCTURE EXPENSES				
711000 · Maintenance - Wells	0.00	35.26	-100.0%	2,580.78
712000 · Maintenance - Mains	22.28	93.55	-76.18%	19,646.75
713000 · Maintenance - Reservoirs	11,250.00	109.70	10,155.24%	14,674.67
Total 710000 · INFRASTRUCTURE EXPENSES	11,272.28	238.51	4,626.13%	36,902.20
725000 · PUMPING EXPENSES				
726000 · Pumping Expense (Power)	38,539.03	50,356.87	-23.47%	490,450.17
730000 · Maintenance of Pump Structures	668.29	832.05	-19.68%	7,034.56
Total 725000 · PUMPING EXPENSES	39,207.32	51,188.92	-23.41%	497,484.73
740000 · WATER TREATMENT EXPENSES				
744000 · Chemicals	0.00	17,240.11	-100.0%	36,421.11
748000 · Maint of Treatment Struct/Equip	73.67	234.97	-68.65%	1,457.75
748100 · Wtr Treatment/Sampling Eqiup	346.28	3,597.62	-90.38%	4,056.68
749000 · Water Analysis	0.00	0.00	0.0%	8,161.93
Total 740000 · WATER TREATMENT EXPENSES	419.95	21,072.70	-98.01%	50,097.47
750000 · TRANSMISSION & DIST. EXPENSES				
799501 · Uniforms T&D	1,879.42	2,486.10	-24.4%	13,221.00
775401 · ACWA - Health Ins. (T&D)	22,436.23	22,436.23	0.0%	134,823.98
775201 · ACWA - Delta Dental (T&D)	1,375.02	-697.14	297.24%	7,045.08
775301 · ACWA - Vision (T&D)	154.89	-55.71	378.03%	822.00
775501 · ACWA - Standard Life (T&D)	281.77	281.77	0.0%	1,799.13
751000 · Field Service Labor	65,400.90	66,794.66	-2.09%	415,664.59
751100 · Labor / Vacation	3,684.19	2,289.58	60.91%	26,384.86
751200 · Labor / Sick Leave	1,692.23	3,579.10	-52.72%	20,275.04
752000 · Materials/Supplies				
752100 · Safety Equipment	234.65	0.00	100.0%	2,548.94
752000 · Materials/Supplies - Other	375.07	182.56	105.45%	2,642.69
Total 752000 · Materials/Supplies	609.72	182.56	233.98%	5,191.63
753000 · SCADA Maintenance	4,320.02	1,000.00	332.0%	11,404.63
754000 · Small Tools	1,648.80	0.00	100.0%	2,392.23
754100 · Small Tools - Repairs	0.00	0.00	0.0%	37.98
755000 · Transportation (Fuel & Maint.)	8,057.33	4,146.27	94.33%	40,755.70
756000 · Meter Services (New)	1,445.32	0.00	100.0%	17,096.14
756100 · Meter Services - Repair	571.38	385.02	48.4%	10,790.39
757000 · Road Contracts	0.00	64.00	-100.0%	64.00

Santa Ynez River Water Conservation District ID #1
Statement of Revenues & Expenses

January 2025

	Jan 25	Dec 24	% Change	Jul '24 - Jan 25
758100 · Meter Reading (Sensus/Neptune)	1,186.92	1,186.92	0.0%	3,560.76
759000 · Maintenance - Structures & Impv	0.00	872.95	-100.0%	872.95
762000 · Backhoe/Generator Maintenance	0.00	0.00	0.0%	775.16
Total 750000 · TRANSMISSION & DIST. EXPENSES	114,744.14	104,952.31	9.33%	712,977.25
Total COGS	212,686.68	356,911.79	-40.41%	3,963,099.47
Gross Profit	751,631.41	825,223.25	-8.92%	5,616,236.85
Expense				
770000 · GENERAL & ADMIN EXPENSES				
774000 Workers Comp. - Ins.	0.00	6,768.72	-100.0%	13,284.07
6560 · Payroll Expenses	0.00	135.85	-100.0%	135.85
775000 · PERS - Retirement	20,289.13	17,426.22	16.43%	345,589.15
775200 · ACWA - Dental (Admin)	1,587.08	-499.44	417.77%	6,990.08
775300 · ACWA - Vision (Admin)	240.94	-214.68	212.23%	953.56
775400 · ACWA - Medical Insurance(Admin)	26,465.50	21,759.12	21.63%	146,082.42
775500 · ACWA Standard Life (Admin)	283.80	266.36	6.55%	1,913.08
777000 · Salaries - Admin & Mgmnt Staff	90,780.80	94,840.86	-4.28%	647,858.09
777100 · Salaries / Vacation	9,171.76	11,321.01	-18.99%	96,728.95
777200 · Salaries / Sick Leave	3,301.79	2,630.20	25.53%	19,306.09
777300 · Admin - Sick Hr.Rate	266.73	286.00	-6.74%	552.73
777400 · Admin.- Vac. Hr.Rate	251.04	0.00	100.0%	251.04
777401 · Admin. - Comp Time	0.00	0.00	0.0%	91.52
778000 · Education, Training & Conf.	1,600.00	3,596.28	-55.51%	12,122.01
779000 · Dues,Subscrip,Certif.	5,015.50	2,530.50	98.2%	19,004.93
780000 · Office Building Maintenance	301.01	301.01	0.0%	3,169.87
781000 · Office Supplies	867.92	1,507.13	-42.41%	8,411.25
781100 · Computer Supply/Training/Softwr	2,335.40	0.00	100.0%	3,068.88
782000 · Postage & Printing	4,354.01	4,859.65	-10.41%	35,029.42
783000 · Utilities	1,395.34	1,746.83	-20.12%	12,378.75
784000 · Telephone	1,647.20	1,627.64	1.2%	11,426.77
785000 · Special Services	3,199.05	774.99	312.79%	9,433.51
785100 · Government Fees	226.00	1,031.16	-78.08%	12,954.41
786000 · ACWA Liability & Property Ins.	13,108.46	12,863.90	1.9%	78,111.39
787000 · Payroll Taxes	13,502.61	11,840.20	14.04%	85,445.25
788000 · Audit & Accounting	1,675.77	16,675.77	-89.95%	26,921.85
789000 · Legal - Expenses Gen.	2,578.72	3,179.50	-18.9%	29,715.27
790000 · Gen/Prfsnl Consultant Expenses	0.00	0.00	0.0%	1,512.60
791000 · Planning & Research	4,253.84	2,696.66	57.75%	27,381.72
793000 · Office Equip. Service Contracts	4,186.10	4,428.00	-5.46%	32,214.51
797000 · Trustee Fees	2,276.91	2,676.84	-14.94%	15,737.95
799000 · Processing Fees, Misc Expenses	4,873.22	4,909.29	-0.74%	36,034.93

Santa Ynez River Water Conservation District ID #1
Statement of Revenues & Expenses

January 2025

	Jan 25	Dec 24	% Change	Jul '24 - Jan 25
799525 · Gardening Service	240.00	240.00	0.0%	1,680.00
799600 · Customer Refunds	0.00	0.00	0.0%	0.00
Total 770000 · GENERAL & ADMIN EXPENSES	220,275.63	232,205.57	-5.14%	1,741,491.90
Total Expense	220,275.63	232,205.57	-5.14%	1,741,491.90
Net Ordinary Income	531,355.78	593,017.68	-10.4%	3,874,744.95
Other Income/Expense				
Other Expense				
800000 · LEGAL/ENGINEERING				
800200 · Legal -BB&K/Consultants				
800102 · Sustainable Grndwtr Mgmt Act	2,430.00	1,822.50	33.33%	20,435.70
Total 800200 · Legal -BB&K/Consultants	2,430.00	1,822.50	33.33%	20,435.70
800203 · River Water Righ Proceedings	0.00	0.00	0.0%	43.00
800205 · SWP Water Management Case	7,821.89	2,809.39	178.42%	42,675.53
800300 · Easements & Surveys				
800301 · Downstream Wtr Right	0.00	0.00	0.0%	1,539.50
800300 · Easements & Surveys - Other	729.00	0.00	100.0%	8,156.29
Total 800300 · Easements & Surveys	729.00	0.00	100.0%	9,695.79
800500 · Unanticipated Spc Legal Expense	81.00	322.50	-74.88%	16,104.19
826201 · SWRCB Order/Studies (BBK)	1,579.50	283.50	457.14%	6,231.20
Total 800000 · LEGAL/ENGINEERING	12,641.39	5,237.89	141.35%	95,185.41
825000 · STUDIES				
825600 · Water Conserv Program/RWEP	0.00	0.00	0.0%	4,262.84
826000 · CR6 Imp. Plan & Misc Trtment Pr	81.00	2,334.50	-96.53%	20,897.70
826101 · SWRCB Order/Studies (Stet/Han)	0.00	1,432.50	-100.0%	5,056.69
Total 825000 · STUDIES	81.00	3,767.00	-97.85%	30,217.23
900100 · Constr in Progress CY				
900170 · Well Field-6.0 CFS	0.00	2,175.69	-100.0%	2,175.69
900171 · 4.CFS WII Field	0.00	0.00	0.0%	1,218.80
900196 · Alamo Pintado BPS	0.00	0.00	0.0%	1,288.78
900197 · Refugio 3-BPS-Repairs	0.00	0.00	0.0%	3,035.00
900198 · Meadowlark BPS	0.00	25,630.86	-100.0%	54,429.44
900350 · Uplands Wells	0.00	627.52	-100.0%	9,488.64
Total 900100 · Constr in Progress CY	0.00	28,434.07	-100.0%	71,636.35
900370 · Capital Improvement Prog - CY				
900318 · Meter Replace/Utility Billing	0.00	0.00	0.0%	246.75
900371 · Office Building/Shop Improvemen	40,145.00	0.00	100.0%	45,962.73
900372 · Office Furn., Computers & Equip	0.00	0.00	0.0%	19,457.40
900373 · Fleet Vehicle Addition/Replace	0.00	0.00	0.0%	129,511.16
900378 · Mjr. Tools, Shop & Garage Equip	251.40	0.00	100.0%	6,595.88
Total 900370 · Capital Improvement Prog - CY	40,396.40	0.00	100.0%	201,773.92
Total Other Expense	53,118.79	37,438.96	41.88%	398,812.91
Net Other Income	-53,118.79	-37,438.96	-41.88%	-398,812.91
Net Income	478,236.99	555,578.72	-13.92%	3,475,932.04

Santa Ynez River Water Conservation District ID #1
Statement of Revenues & Expenses
 January 2025

	Jan 25	Dec 24	% Change	Jul '24 - Jan 25
TOTAL REVENUES	\$ 964,318.09	\$ 1,182,135.04	-18.43%	\$ 9,579,336.32
TOTAL O&M EXPENSES	\$212,686.68	\$356,911.79	-40%	\$3,963,099.47
TOTAL G&A EXPENSES	\$220,275.63	\$232,205.57	-5%	\$1,741,491.90
TOTAL OTHER EXPENSES & CIP	\$53,118.79	\$37,438.96	42%	\$398,812.91
NET BALANCE	\$ 478,236.99	\$ 555,578.72	42%	\$ 3,475,932.04

Santa Ynez River Water Conservation District ID #1
Budget vs. Actual

	Jul '24 - Jan 25	Budget	\$ Over Budget	% of Budget
Ordinary Income/Expense				
Income				
600000 · SERVICE & SALES REVENUE				
WATER SALES INCOME				
601000 · Water Sales - Agri.	764,748.66	1,352,413.00	-587,664.34	56.55%
602000 · Water Sales - Domestic	3,365,046.43	4,809,941.00	-1,444,894.57	69.96%
602100 · Water Sales - RRLmtd Ag.	1,657,978.17	2,486,242.00	-828,263.83	66.69%
602200 · Water Sales - Cach Pk	10,843.20	19,575.00	-8,731.80	55.39%
604000 · Water Sales - Temp.	41,123.60	20,175.00	20,948.60	203.83%
606000 · Water Sales - Solvang	41,214.07	77,553.00	-36,338.93	53.14%
608000 · Water Sales - On-Demand	8,176.71	27,442.00	-19,265.29	29.8%
611500 · Fire Service Fees	80,672.94	135,539.00	-54,866.06	59.52%
Total WATER SALES INCOME	5,969,803.78	8,928,880.00	-2,959,076.22	66.86%
SERVICE INCOME				
611100 · New Service Fees	65,191.66	40,000.00	25,191.66	162.98%
611200 · Activation/Reconnection Fees	6,900.00	15,000.00	-8,100.00	46.0%
611900 · New Fire Services	0.00	6,000.00	-6,000.00	0.0%
612400 · Penalties	9,350.89	25,000.00	-15,649.11	37.4%
Total SERVICE INCOME	81,442.55	86,000.00	-4,557.45	94.7%
Total 600000 · SERVICE & SALES REVENUE	6,051,246.33	9,014,880.00	-2,963,633.67	67.13%
625000 · ASSESSMENTS, FEES & OTHER				
611600 · Capital Facilities Chrg.	53,863.06	75,000.00	-21,136.94	71.82%
620006 · Reimbursed Field Labor	0.00	5,000.00	-5,000.00	0.0%
620008 · Reimbursed Admin Labor	0.00	500.00	-500.00	0.0%
624000 · Miscellaneous Revenue	19,060.51	37,000.00	-17,939.49	51.52%
625200 · Application Fees/Spc Services	6,250.00	13,000.00	-6,750.00	48.08%
627000 · Tax Revenue - Secured	482,345.07	875,000.00	-392,654.93	55.13%
628000 · INTEREST INCOME				
629000 · Interest Income - LAIF	404,335.63	937,500.00	-533,164.37	43.13%
629100 · Interest Income -PIMMA	371,612.42	0.00	371,612.42	100.0%
630000 · Interest Income - Cking	15.75	0.00	15.75	100.0%
Total 628000 · INTEREST INCOME	775,963.80	937,500.00	-161,536.20	82.77%
634100 · Insurance Claims	0.00	2,000.00	-2,000.00	0.0%
890100 · SWP Pmt. from Solvang	2,190,607.55	2,297,460.00	-106,852.45	95.35%
Total 625000 · ASSESSMENTS, FEES & OTHER	3,528,089.99	4,242,460.00	-714,370.01	83.16%
Total Income	9,579,336.32	13,257,340.00	-3,678,003.68	72.26%

Santa Ynez River Water Conservation District ID #1

Budget vs. Actual

	Jul '24 - Jan 25	Budget	\$ Over Budget	% of Budget
Cost of Goods Sold				
702000 · SOURCE OF SUPPLY EXPENSES				
703000 · Cach. Proj. USBR Water Purchase	121,573.96	234,432.00	-112,858.04	51.86%
703200 · Cach.Proj.Environment.Fund	4,163.34	24,980.00	-20,816.66	16.67%
704000 · State Water	330,911.61	1,211,548.00	-880,636.39	27.31%
705000 · Ground Water Charges	12,970.00	50,000.00	-37,030.00	25.94%
706000 · Cloudseeding Program	0.00	12,500.00	-12,500.00	0.0%
707000 · River Well Field Licenses	5,411.36	23,000.00	-17,588.64	23.53%
860000 · Solvang-SWPmt	2,190,607.55	2,297,460.00	-106,852.45	95.35%
Total 702000 · SOURCE OF SUPPLY EXPENSES	2,665,637.82	3,853,920.00	-1,188,282.18	69.17%
710000 · INFRASTRUCTURE EXPENSES				
711000 · Maintenance - Wells	2,580.78	50,000.00	-47,419.22	5.16%
712000 · Maintenance - Mains	19,646.75	85,000.00	-65,353.25	23.11%
713000 · Maintenance - Reservoirs	14,674.67	15,000.00	-325.33	97.83%
714000 · Maintenance - Structures	0.00	5,000.00	-5,000.00	0.0%
717000 · Bradbury Dam SOD	0.00	26,976.00	-26,976.00	0.0%
Total 710000 · INFRASTRUCTURE EXPENSES	36,902.20	181,976.00	-145,073.80	20.28%
725000 · PUMPING EXPENSES				
726000 · Pumping Expense (Power)	490,450.17	720,000.00	-229,549.83	68.12%
730000 · Maintenance of Pump Structures	7,034.56	20,000.00	-12,965.44	35.17%
Total 725000 · PUMPING EXPENSES	497,484.73	740,000.00	-242,515.27	67.23%
740000 · WATER TREATMENT EXPENSES				
744000 · Chemicals	36,421.11	85,000.00	-48,578.89	42.85%
748000 · Maint of Treatment Struct/Equip	1,457.75	3,000.00	-1,542.25	48.59%
748100 · Wtr Treatment/Sampling Equip	4,056.68	7,000.00	-2,943.32	57.95%
749000 · Water Analysis	8,161.93	12,000.00	-3,838.07	68.02%
Total 740000 · WATER TREATMENT EXPENSES	50,097.47	107,000.00	-56,902.53	46.82%
750000 · TRANSMISSION & DIST. EXPENSES				
799501 · Uniforms T&D	13,221.00	22,000.00	-8,779.00	60.1%
775401 · ACWA - Health Ins. (T&D)	134,823.98	247,556.00	-112,732.02	54.46%
775201 · ACWA - Delta Dental (T&D)	7,045.08	13,059.00	-6,013.92	53.95%
775301 · ACWA - Vision (T&D)	822.00	1,518.00	-696.00	54.15%
775501 · ACWA - Standard Life (T&D)	1,799.13	3,227.00	-1,427.87	55.75%
751000 · Field Service Labor	462,324.49	773,317.00	-310,992.51	59.79%
752000 · Materials/Supplies				
752100 · Safety Equipment	2,548.94	4,000.00	-1,451.06	63.72%
752000 · Materials/Supplies - Other	2,642.69	10,000.00	-7,357.31	26.43%
Total 752000 · Materials/Supplies	5,191.63	14,000.00	-8,808.37	37.08%
753000 · SCADA Maintenance	11,404.63	20,000.00	-8,595.37	57.02%
754000 · Small Tools	2,392.23	5,000.00	-2,607.77	47.85%
754100 · Small Tools - Repairs	37.98	2,000.00	-1,962.02	1.9%
755000 · Transportation (Fuel & Maint.)	40,755.70	70,000.00	-29,244.30	58.22%
756000 · Meter Services (New)	17,096.14	15,000.00	2,096.14	113.97%
756100 · Meter Services - Repair	10,790.39	12,000.00	-1,209.61	89.92%
757000 · Road Contracts	64.00	2,800.00	-2,736.00	2.29%

Santa Ynez River Water Conservation District ID #1

Budget vs. Actual

	Jul '24 - Jan 25	Budget	\$ Over Budget	% of Budget
758100 · Meter Reading (Sensus/Neptune)	3,560.76	10,000.00	-6,439.24	35.61%
759000 · Maintenance - Structures & Impv	872.95	2,500.00	-1,627.05	34.92%
761000 · Backflow Device Testing	0.00	125.00	-125.00	0.0%
762000 · Backhoe/Generator Maintenance	775.16	10,000.00	-9,224.84	7.75%
Total 750000 · TRANSMISSION & DIST. EXPENSES	712,977.25	1,224,102.00	-511,124.75	58.25%
Total COGS	3,963,099.47	6,106,998.00	-2,143,898.53	64.89%
Gross Profit	5,616,236.85	7,150,342.00	-1,534,105.15	78.55%
Expense				
770000 · GENERAL & ADMIN EXPENSES				
774000 Workers Comp. - Ins.	13,284.07	29,595.00	-16,310.93	44.89%
6560 · Payroll Expenses	135.85	3,500.00	-3,364.15	3.88%
773000 · Elections	0.00	20,000.00	-20,000.00	0.0%
775000 · PERS - Retirement	345,589.15	471,227.00	-125,637.85	73.34%
775200 · ACWA - Dental (Admin)	6,990.08	20,317.00	-13,326.92	34.41%
775300 · ACWA - Vision (Admin)	953.56	2,437.00	-1,483.44	39.13%
775400 · ACWA - Medical Insurance(Admin)	146,082.42	296,306.00	-150,223.58	49.3%
775500 · ACWA Standard Life (Admin)	1,913.08	3,689.00	-1,775.92	51.86%
777000 · Salaries - Admin & Mgmt Staff	764,788.42	1,575,167.00	-810,378.58	48.55%
778000 · Education, Training & Conf.	12,122.01	20,000.00	-7,877.99	60.61%
779000 · Dues,Subscrip,Certif.	19,004.93	39,200.00	-20,195.07	48.48%
780000 · Office Building Maintenance	3,169.87	8,000.00	-4,830.13	39.62%
781000 · Office Supplies	8,411.25	15,500.00	-7,088.75	54.27%
781100 · Computer Supply/Training/Softwr	3,068.88	6,000.00	-2,931.12	51.15%
782000 · Postage & Printing	35,029.42	56,000.00	-20,970.58	62.55%
783000 · Utilities	12,378.75	19,500.00	-7,121.25	63.48%
784000 · Telephone	11,426.77	20,000.00	-8,573.23	57.13%
785000 · Special Services	9,433.51	21,000.00	-11,566.49	44.92%
785100 · Government Fees	12,954.41	18,000.00	-5,045.59	71.97%
786000 · ACWA Liability & Property Ins.	78,111.39	107,947.00	-29,835.61	72.36%
787000 · Payroll Taxes	85,445.25	179,659.00	-94,213.75	47.56%
788000 · Audit & Accounting	26,921.85	40,000.00	-13,078.15	67.31%
789000 · Legal - Expenses Gen.	29,715.27	65,000.00	-35,284.73	45.72%
790000 · Gen/Prfsnl Consultant Expenses	1,512.60	20,000.00	-18,487.40	7.56%
791000 · Planning & Research	27,381.72	55,000.00	-27,618.28	49.79%
792000 · Bad Debts	0.00	1,500.00	-1,500.00	0.0%
793000 · Office Equip. Service Contracts	32,214.51	58,300.00	-26,085.49	55.26%
797000 · Trustee Fees	15,737.95	29,000.00	-13,262.05	54.27%
799000 · Processing Fees, Misc Expenses	36,034.93	43,000.00	-6,965.07	83.8%
799525 · Gardening Service	1,680.00	3,000.00	-1,320.00	56.0%
799600 · Customer Refunds	0.00	3,000.00	-3,000.00	0.0%
Total 770000 · GENERAL & ADMIN EXPENSES	1,741,491.90	3,250,844.00	-1,509,352.10	53.57%
Total Expense	1,741,491.90	3,250,844.00	-1,509,352.10	53.57%
Net Ordinary Income	3,874,744.95	3,899,498.00	-24,753.05	99.37%

Santa Ynez River Water Conservation District ID #1

Budget vs. Actual

	Jul '24 - Jan 25	Budget	\$ Over Budget	% of Budget
Other Income/Expense				
Other Expense				
825001 · FISHERIES PROGRAM				
825800 · BiOp Implementation	0.00	60,000.00	-60,000.00	0.0%
Total 825001 · FISHERIES PROGRAM	0.00	60,000.00	-60,000.00	0.0%
800000 · LEGAL/ENGINEERING				
800200 · Legal -BB&K/Consultants				
800102 · Sustainable Grndwtr Mgmt Act				
800103 · SGMA Reimbursable Cost Shares	0.00	10,000.00	-10,000.00	0.0%
800102 · Sustainable Grndwtr Mgmt Act - Other	20,435.70	100,000.00	-79,564.30	20.44%
Total 800102 · Sustainable Grndwtr Mgmt Act	20,435.70	110,000.00	-89,564.30	18.58%
800201 · Biop Recon/ESA (BBK)	0.00	40,000.00	-40,000.00	0.0%
800202 · Interagency Involvement	0.00	15,000.00	-15,000.00	0.0%
Total 800200 · Legal -BB&K/Consultants	20,435.70	165,000.00	-144,564.30	12.39%
800203 · River Water Righ Proceedings	43.00	25,000.00	-24,957.00	0.17%
800204 · River Wtr Rgt Proced (Stet/Han)	0.00	10,000.00	-10,000.00	0.0%
800205 · SWP Water Management Case	42,675.53	45,000.00	-2,324.47	94.84%
800300 · Easements & Surveys				
800301 · Downstream Wtr Right	1,539.50	50,000.00	-48,460.50	3.08%
800300 · Easements & Surveys - Other	8,156.29	80,000.00	-71,843.71	10.2%
Total 800300 · Easements & Surveys	9,695.79	130,000.00	-120,304.21	7.46%
800500 · Unanticipated Spc Legal Expense	16,104.19	100,000.00	-83,895.81	16.1%
826201 · SWRCB Order/Studies (BBK)	6,231.20	7,500.00	-1,268.80	83.08%
Total 800000 · LEGAL/ENGINEERING	95,185.41	482,500.00	-387,314.59	19.73%
825000 · STUDIES				
825400 · CCRB (Shared Consultants)				
825401 · Joint BiOp Stud/Recon- Stet/Han	0.00	50,000.00	-50,000.00	0.0%
Total 825400 · CCRB (Shared Consultants)	0.00	50,000.00	-50,000.00	0.0%
825500 · Hydrology SYR;RiverWare-Stetson	0.00	1,500.00	-1,500.00	0.0%
825600 · Water Conserv Program/RWEP				
825601 · Integrated Regional Water Man.	0.00	750.00	-750.00	0.0%
825600 · Water Conserv Program/RWEP - Other	4,262.84	5,000.00	-737.16	85.26%
Total 825600 · Water Conserv Program/RWEP	4,262.84	5,750.00	-1,487.16	74.14%
825700 · Other - Water Rate Study	0.00	75,000.00	-75,000.00	0.0%
825900 · Water System Study Updt (Stet)	0.00	75,000.00	-75,000.00	0.0%
826000 · CR6 Imp. Plan & Misc Trtment Pr	20,897.70	240,000.00	-219,102.30	8.71%
826101 · SWRCB Order/Studies (Stet/Han)	5,056.69	10,000.00	-4,943.31	50.57%
Total 825000 · STUDIES	30,217.23	457,250.00	-427,032.77	6.61%
85000 · NON-CAPITAL EXPENSES				
850500 · USBR Cach Proj Contract/Cap Prg	0.00	10,000.00	-10,000.00	0.0%
Total 85000 · NON-CAPITAL EXPENSES	0.00	10,000.00	-10,000.00	0.0%
900100 · Constr in Progress CY				
900200 · PUMP & MOTOR REPLACEMENT				
900332 · District Building	0.00	50,000.00	-50,000.00	0.0%
900106 · Rehab/Rplc - Trans. Mains/Lats	0.00	55,000.00	-55,000.00	0.0%

Santa Ynez River Water Conservation District ID #1

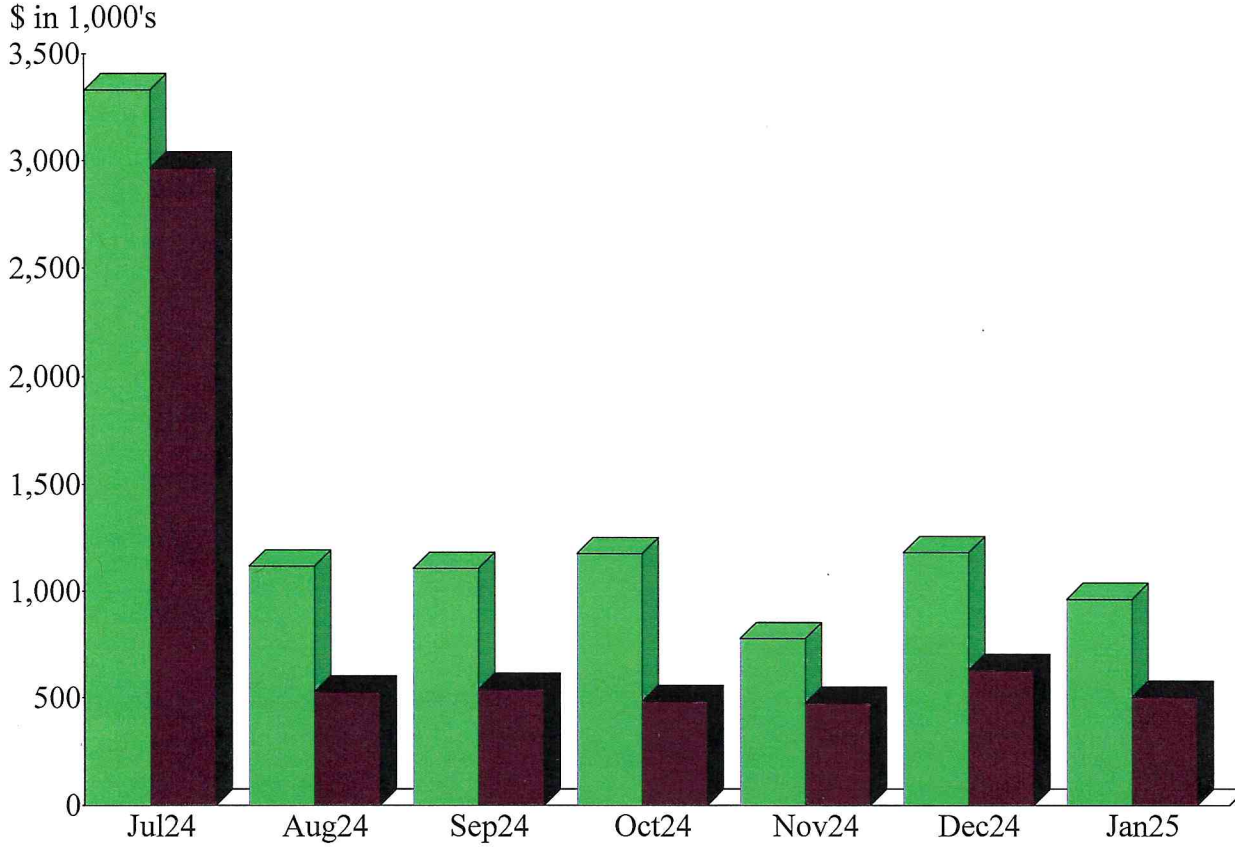
Budget vs. Actual

	Jul '24 - Jan 25	Budget	\$ Over Budget	% of Budget
900170 · Well Field-6.0 CFS	2,175.69	15,000.00	-12,824.31	14.51%
900171 · 4.CFS WII Field	1,218.80	5,000.00	-3,781.20	24.38%
900181 · ESRI CAD-GIS System; Equipment	0.00	1,000.00	-1,000.00	0.0%
900195 · 100195 Refugio 2 BPS	0.00	5,000.00	-5,000.00	0.0%
900196 · Alamo Pintado BPS	1,288.78	5,000.00	-3,711.22	25.78%
900197 · Refugio 3-BPS-Repairs	3,035.00	134,188.00	-131,153.00	2.26%
900198 · Meadowlark BPS	54,429.44	164,800.00	-110,370.56	33.03%
900350 · Uplands Wells	9,488.64	35,000.00	-25,511.36	27.11%
Total 900100 · Constr in Progress CY	71,636.35	644,988.00	-573,351.65	11.11%
900370 · Capital Improvement Prog - CY				
900318 · Meter Replace/Utility Billing	246.75	10,000.00	-9,753.25	2.47%
900371 · Office Building/Shop Improvemen	45,962.73	90,000.00	-44,037.27	51.07%
900372 · Office Furn., Computers & Equip	19,457.40	40,200.00	-20,742.60	48.4%
900373 · Fleet Vehicle Addition/Replace	129,511.16	150,000.00	-20,488.84	86.34%
900378 · Mjr. Tools, Shop & Garage Equip	6,595.88	10,000.00	-3,404.12	65.96%
Total 900370 · Capital Improvement Prog - CY	201,773.92	300,200.00	-98,426.08	67.21%
Total Other Expense	398,812.91	1,954,938.00	-1,556,125.09	20.4%
Net Other Income	-398,812.91	-1,954,938.00	1,556,125.09	20.4%
Net Income	3,475,932.04	1,944,560.00	1,531,372.04	178.75%

	YTD Jan 25	Budget	\$ Over/(Under) Budget	% of Budget
--	------------	--------	------------------------	-------------

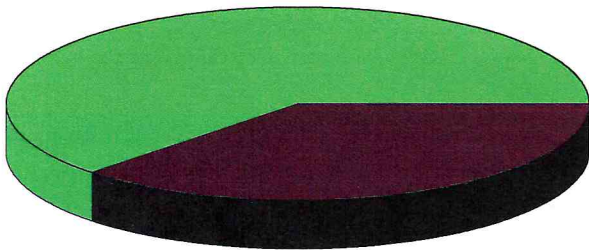
BUDGET BALANCE SUMMARY				
TOTAL REVENUES	\$ 9,579,336.32	\$ 13,257,340.00	-3,678,003.68	72.26%
TOTAL O&M EXPENDITURES	\$ 3,963,099.47	\$ 6,106,998.00	-2,143,898.53	64.89%
TOTALG&A EXPENDITURES	\$ 1,741,491.90	\$ 3,250,844.00	-1,509,352.10	53.57%
TOTAL OTHER EXPENSES AND CIP	\$ 398,812.91	\$ 1,954,938.00	-1,556,125.09	20.4%
NET BALANCE	\$ 3,475,932.04	\$ 1,944,560.00	1,531,372.04	178.75%

Income and Expense by Month
July 2024 through January 2025



Income Summary
July 2024 through January 2025

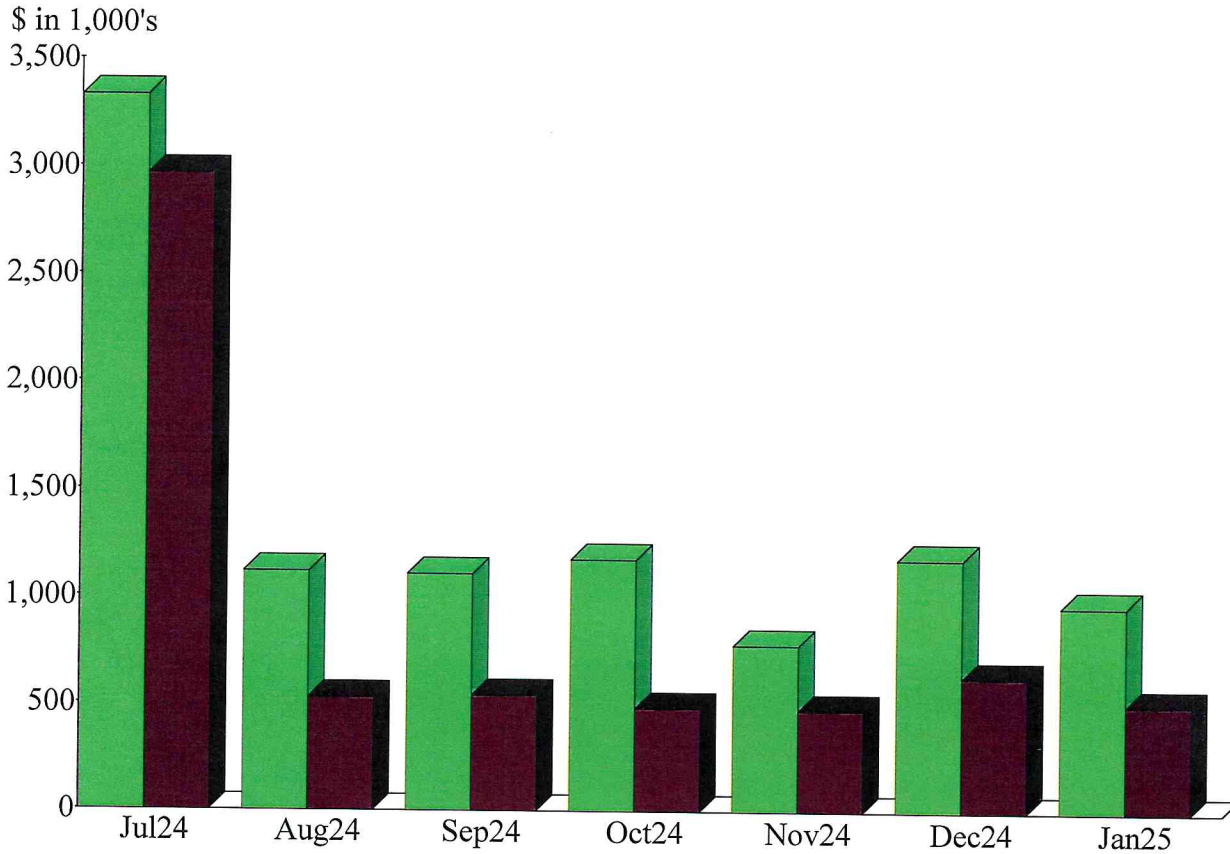
600000 · SERVICE & SALES REVENUE	62.68%
625000 · ASSESSMENTS, FEES & OTHER	37.32
Total	\$9,654,180.38



By Account

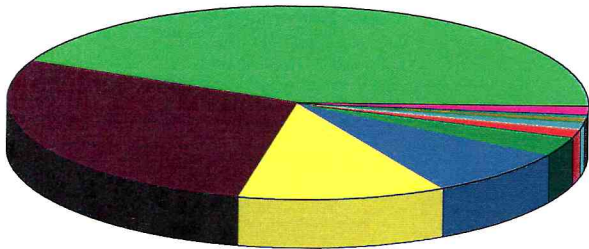
Income and Expense by Month
July 2024 through January 2025

Income
Expense



Expense Summary
July 2024 through January 2025

702000 · SOURCE OF SUPPLY EXPENSES	43.54%
770000 · GENERAL & ADMIN EXPENSE	28.45
750000 · TRANSMISSION & DIST. EXPENSES	11.66
725000 · PUMPING EXPENSES	8.36
900370 · Capital Improvement Prog - CY	3.30
800000 · LEGAL/ENGINEERING	1.55
900100 · Constr in Progress CY	1.17
740000 · WATER TREATMENT EXPENSES	0.87
710000 · INFRASTRUCTURE EXPENSES	0.60
825000 · STUDIES	0.50
Total	\$6,122,679.28



By Account